

Unrelated Cord Blood Banks/Registries

Annual Report 2007, 9th Edition



An annual publication in conjunction with the
European Blood and Marrow Transplantation
(EBMT) Group

SHARE INFORMATION



	<u>Page</u>
Table of contents	1
Introduction and publication rights	2
List of participating cord blood banks and registries	4
Cumulative total of all responses	7
Figure 1: Number of participating cord blood banks/registries	11
Figure 2: Number of cord blood units available for transplantation	11
Figure 3: Number of cord blood units provided for unrelated transplantation	12
Figure 4: Number of cord blood units provided for multi-cord transplantation	12
Figure 5: Degree of matching of the cord blood units provided for children	13
Figure 6: Degree of matching of the cord blood units provided for adults	13
Figure 7: Degree of matching of the cord blood units provided over the years	14
Table 1: Comparison of the degree of matching (A, B serol. split, DRB1 allele level) of the cord blood units provided over the years	14
Table 2: Cord blood units provided for national and international patients	15
Figure 8: Percentage cord blood units provided for national and international patients	15
Table 3: Cord blood units provided for transplantation by the continents	15
Figure 9: Number cord blood units provided for national and international patients	16
Table 4: Distribution of cord blood units from continents to different countries	17
Table 5: Cord blood units provided to and by the continents	19
Figure 10: Cord blood units provided to continents	19
Figure 11: Cord blood units provided by continents	19
Table 6: Percentage of cord blood units provided for transplantation in relation to the number of cord blood units present per country	20
Table 7: Percentage of cord blood units exported in relation to the number of cord blood units present per country	21
Figure 12: Size of the cord blood bank versus the number of cord blood units provided for transplantation	22
Figure 13: Size of the cord blood bank versus the number of cord blood units provided for transplantation	22
Figure 14: Total Nucleated Cell counts of units used for multi-cord transplantation	23
Figure 15: Total Nucleated Cell counts of units used for single transplantation	23
Analysis of all responses	24
Appendix 1	25
Acknowledgement	28



INTRODUCTION AND PUBLICATION RIGHTS

SHARE GOALS

The World Marrow Donor Association (WMDA) is an international collaboration effort of organisations and individuals involved in hematopoietic stem cell donation and transplantation. The mission of the WMDA is:

The World Marrow Donor Association (WMDA) fosters international collaboration to facilitate the exchange of high quality hematopoietic stem cells for clinical transplantation worldwide and to promote the interests of donors.

One of the annual projects of the WMDA is to collect the number of unrelated stem cell products provided by the unrelated stem cell donor registries and cord blood banks (CBB) worldwide. WMDA is collecting these data from 1999 and is proud to send out the ninth edition of the *Cord Blood Banks/Registries Annual Report*. WMDA Office thanks the participating organisations for sharing the data and Histogenetics for supporting this important project.

SHARE LIFE

Cord blood units are listed in the Bone Marrow Donors Worldwide or in the Netcord Virtual Office. A cord blood bank can provide his units through a registry or directly. Some cord blood banks have provided their units through a registry as well as directly. WMDA Office contacted 107 different cord blood banks worldwide:

- 83 CBBs provide their units via a registry
- 13 CBBs provide their units directly
- 4 CBBs just started and did not participate in the survey
- 7 CBBs provide their units via one (or two) registry (ies) and directly

The major change for the year 2007 is that all Italian Cord Blood Banks have become part of the Italian BMDR & Cord Blood Bank Network. The difference between 2006 and 2007 is that the Italian Banks are listed together in stead of separately.

Four CBB participated for the first time. The WMDA Office received the questionnaire back from Asiacord (Seoul Cord Blood Bank), CordMX CNTS Mexico, Swedcord and Gift of Life Bone Marrow Foundation. Welcome to this project and we hope to establish a long relationship.

The WMDA website shows information specified per CBB (number of units stored, mother health questionnaire, IDM testing and courier incidents). For further details you can visit: www.worldmarrow.org



SHARE QUALITY

Netcord-FACT developed an accreditation program for cord blood banks. At the moment 15 CBB are accredited by Netcord-FACT. In appendix 1 you can see which cord blood banks are accredited by Netcord-FACT.

SHARE KNOWLEDGE

The number of unrelated cord blood units provided per year increases annually. All CBBs together reported that 2,743 cord blood products were provided for transplantation in 2007. Of 79% of the cord blood units information is available whether the unit have been used for single or double transplantation:

- 823 cord blood units have been used four double transplantation
- 1,286 cord blood units have been used for single transplantation
- 66 cord blood units have been used for subsequent transplantation
- 568 cord blood units no information have been provided

Over 40% of these products involved a transplant from a donor in a country that was different to the patient's. The products were shipped to 43 different countries.

SHARE EXPERIENCE

The number of cord blood products increases annually. At the end of 2007 a new WMDA Working Group has been established. The Cord Blood WG is chaired by Kathy Welte (NMDP, USA). If you want to join this working group, you can contact the WMDA Office.

SHARE INFORMATION

Stem Cell Donor Registries and Cord Blood Banks have voluntarily contributed data on the understanding that publications may result. Each registry is free to use the data for its own internal use, but any use of the data for publication must receive prior approval of the WMDA Board or its designee.

GET IN TOUCH WITH US

Information on the WMDA is available on: <http://www.worldmarrow.org> or can be asked by e-mail: wmda@europdonor.nl

Machteld Oudshoorn,
Chief Operating Officer

Lydia Foeken-van Goozen
Executive Officer



LIST OF PARTICIPATING BANKS AND REGISTRIES

COUNTRY	NAME
Argentina	Argentine CPH Donors Registry
Australia	AusCord
Austria	Austrian Cord Blood Registry
Belgium	Marrow Donor Program Belgium
Belgium	LeuvenCord
Brazil	BrasilCord/REDOME
Canada	Victoria Angel Registry of Hope
China	Shandong Umbilical Cord Blood Bank
Cyprus	The Cyprus Rotary Cord Blood Registry (CYCORD)
Czech Republic	Czech Stem Cell Registry
Finland	Finnish Cord Blood Bank
France	France Greffe de Moelle
Germany	ZKRD Zentrales Knochenmarkspender Register
Germany	José Carreras Stammzellbank
Greece	Hellenic Cord Blood Bank (HCBB)
Israel	Hadassah Unrelated Donor and Cord Blood Registry
Israel	Sheba Cord Blood Bank
Italy	Italian BMDR and Cord Blood Bank Network



COUNTRY	NAME
Japan	Tokyo Cord Blood Bank
Korea	KoreaCORD
Korea	Seoul Cord Blood Bank
Korea	Catholic Hematopoietic Stem Cell Bank
Mexico	Mexican Cord Blood Bank and Registry BACECU
Mexico	CordMX CNTS Mexico
Netherlands, The	Europdonor Foundation/EuroCord Netherlands
Poland	Unrelated Bone Marrow Donor & Cord Blood Registry
Poland	Central Bone Marrow & CB Registry POLTRANSPLANT
Singapore*	Singapore Cord Blood Bank
Slovakia	Eurocord Slovakia
Spain	REDMO - Spanish Cord Blood Registry
Sweden	SWEDCORD – Swedish National Cord Blood Bank
Switzerland	Swiss Blood Stem Cells
Taiwan	Buddhist Tzu Chi Stem Cells Center (BTCSCC)
Taiwan	Bionet Babybanks Corp.
Taiwan	Healthbanks Biotec Co. Ltd.
Taiwan*	StemCyte Taiwan National Cord Blood Center
Thailand	Thai National Cord Blood Bank
Turkey	Ankara Cord Blood Registry
United Kingdom	London Cord Blood Bank
United States of America	Caitlin Raymond International Registry (CRIR)



COUNTRY	NAME
United States of America	Celgene Cord Blood Bank Cedar Knolls
United States of America*	University of Colorado Cord Blood Bank
United States of America*	Elie Katz Umbilical Cord Blood Program
United States of America	Michigan Community Blood Centers Cord Blood Bank
United States of America	National Marrow Donor Program (NMDP)
Unites States of America	New York Blood Center – National Cord Blood Program
United States of America*	St. Louis Cord Blood Bank
United States of America*	StemCyte Inc.
United States of America	Gift of Life Bone Marrow Foundation

* These Cord Blood Banks provide cord blood units directly as well as via a Registry.



**ANNUAL REPORT QUESTIONNAIRE 2007
CUMULATIVE TOTAL OF ALL RESPONSES**

GENERAL INFORMATION

1. Total number of cord blood units in cord blood registry/bank available for transplantation on 31st December 2007	406,496
2. Number of new cord blood units added during 2007 available for transplantation	74,293
3. Number of cord blood units deleted during 2007 for other reasons than transplantation	5,350

SEARCH REQUESTS DURING 2007

4. Number of searches for cord blood units requested for unrelated national patients	16,628
5. Number of searches for cord blood units requested for unrelated international patients	61,832

DNA SAMPLES REQUESTED FOR CONFIRMATORY TYPING IN 2007

Samples from your cord blood registry/bank shipped on request to transplant centres	1,335
DNA typing performed by your own cord blood bank/registry on request of transplant centres	4,885

CORD BLOOD UNITS SHIPPED IN 2007

The total number of cord blood units provided for transplantation in 2007	2,743
The total number of cord blood units actually transplanted in 2007	2,551
The total number of cord blood units that have been used for expansion	1
The total number of cord blood units that have been used for other purposes (NK cells)	6

UNRELATED UNITS PROVIDED FOR CHILDREN (≤ 15 years)

Cord blood units provided for children for mono transplantation

Degree of matching (A, B serological split level, DRB1 allele)	first mono	subse-quent	no info
Number of matched/mismatched cord blood units provided during 2007			
0 antigen mismatched units	143	5	50
1 antigen mismatched units	348	15	93
2 antigens mismatched units	224	20	38
3 or more antigens mismatched units	3	0	5
no information about the degree of matching	11	0	26
TOTAL	729	40	212

9. Multi cord blood units provided for children (all units provided by the same bank)

Degree of matching (A, B serological split level, DRB1 allele)	first unit	second unit
Number of matched/mismatched cord blood units provided during 2007		
0 antigen mismatched units	13	5
1 antigen mismatched units	35	33
2 antigens mismatched units	25	39
3 or more antigens mismatched units	1	1
no information about the degree of matching	20	20
TOTAL	94	98



10 Multi cord blood units provided for children (units provided by different banks)

Degree of matching (A, B serological split level, DRB1 allele)

Number of matched/mismatched cord blood units provided during 2007

0 antigen mismatched units	3
1 antigen mismatched units	11
2 antigens mismatched units	16
3 or more antigens mismatched units	1
no information about the degree of matching	2
TOTAL	33

UNRELATED UNITS PROVIDED FOR ADULTS (> 15 years old)

11 Cord blood units provided for adults for mono transplantation

Degree of matching (A, B serological split level, DRB1 allele)

Number of matched/mismatched cord blood units provided during 2007

	first mono	subse-quent	no info
0 antigen mismatched units	32	0	20
1 antigen mismatched units	177	4	85
2 antigens mismatched units	318	18	120
3 or more antigens mismatched units	22	4	7
no information about the degree of matching	8	0	7
TOTAL	557	26	239

12 Multi cord blood units provided for adults (all units provided by the same bank)

Degree of matching (A, B serological split level, DRB1 allele)

Number of matched/mismatched cord blood units provided during 2007

	first unit	additional Units
0 antigen mismatched units	14	7
1 antigen mismatched units	83	64
2 antigens mismatched units	119	144
3 or more antigens mismatched units	3	6
no information about the degree of matching	6	6
TOTAL	225	227

13 Multi cord blood units provided for adults (units provided by different banks)

Degree of matching (A, B serological split level, DRB1 allele)

Number of matched/mismatched cord blood units provided during 2007

0 antigen mismatched units	4
1 antigen mismatched units	50
2 antigens mismatched units	77
3 or more antigens mismatched units	6
no information about the degree of matching	9
TOTAL	146

* Of 117 units no data are known about the degree of HLA matching and the age of the patient



CANCELLATIONS DURING 2007

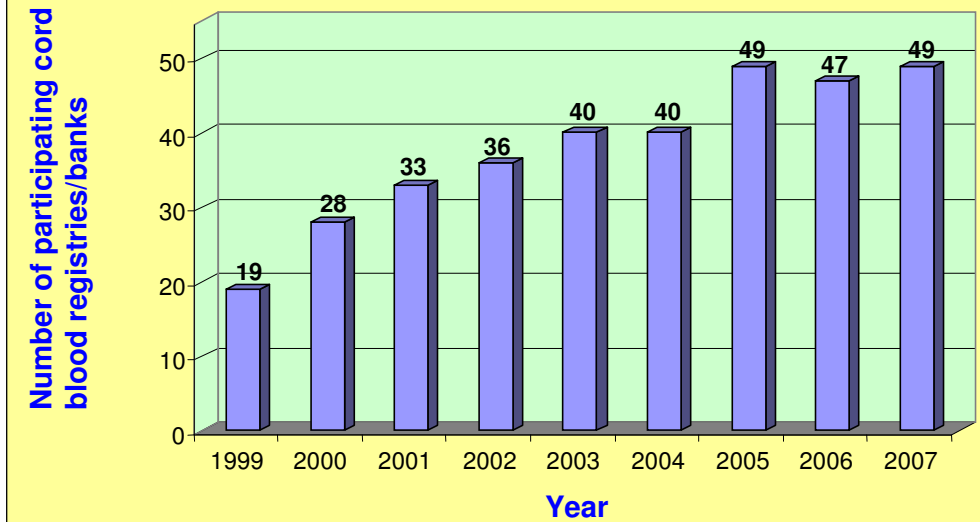
14 Number of cancellations by cord blood registry/bank after the cord blood unit had been chosen (total of national and international patients)	168
15 Number of cancellations by national transplant centres after the cord blood unit had been chosen (i.e. for patient related reasons).	234
16 Number of cancellations by international transplant centres after the cord blood unit had been chosen (i.e. for patient related reasons).	97



CORD BLOOD UNITS PROVIDED FOR TRANSPLANTATION TO FOLLOWING			
	COUNTRIES	Number of Units	Number of Recipients
1	ARGENTINA	5	5
2	AUSTRALIA	80	64
3	AUSTRIA	4	3
4	BELGIUM	16	16
5	BRAZIL	68	66
6	CANADA	75	70
7	CHILE	19	17
8	CHINA	17	14
9	CHINA HONG KONG	4	4
10	COLOMBIA	24	19
11	CZECH REPUBLIC	6	5
12	ECUADOR	3	3
13	EGYPT	1	1
14	FINLAND	9	7
15	FRANCE	336	290
16	GERMANY	17	15
17	GREECE	32	22
18	HUNGARY	4	4
19	INDIA	2	2
20	ISRAEL	24	21
21	ITALY	92	89
22	JAPAN	148	148
23	JORDAN	2	2
24	KOREA	74	46
25	MALAYSIA	8	7
26	MEXICO	48	41
27	NETHERLANDS	32	31
28	NEW ZEALAND	13	11
29	NORWAY	4	3
30	PORTUGAL	14	13
31	SAUDI ARABIA	26	24
32	SINGAPORE	24	20
33	SLOVENIA	1	1
34	SOUTH AFRICA	3	3
35	SPAIN	114	114
36	SWEDEN	19	19
37	SWITZERLAND	12	8
38	TAIWAN	42	34
39	THAILAND	1	1
40	TURKEY	15	15
41	UNITED KINGDOM	85	80
42	UNITED STATES OF AMERICA	1,102	940
43	VENEZUELA	1	1
	UNKNOWN	117	N.A.
	TOTAL	2,743	2,299*

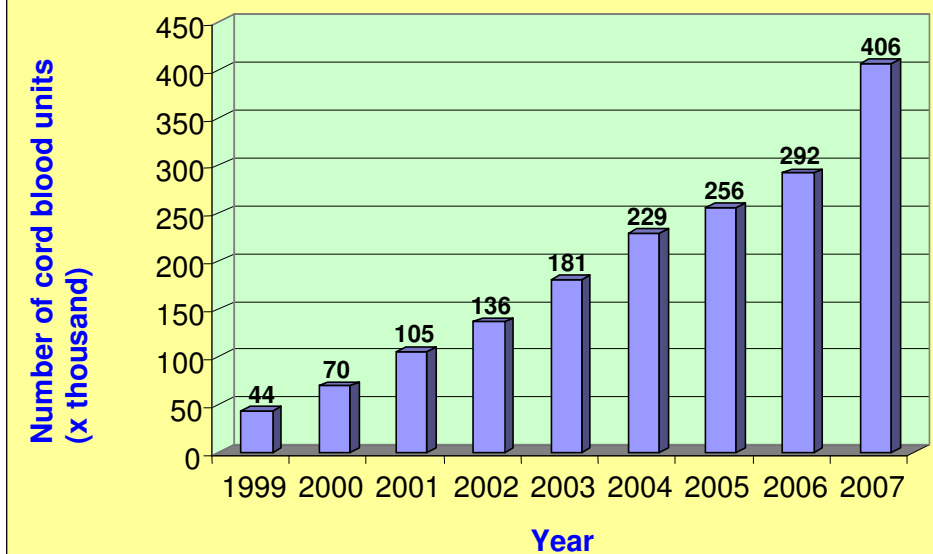
* this figure may be less; not all registries obtained information whether the unit was used for single or double cord blood transplantation

Figure 1: Number of cord blood banks/registries



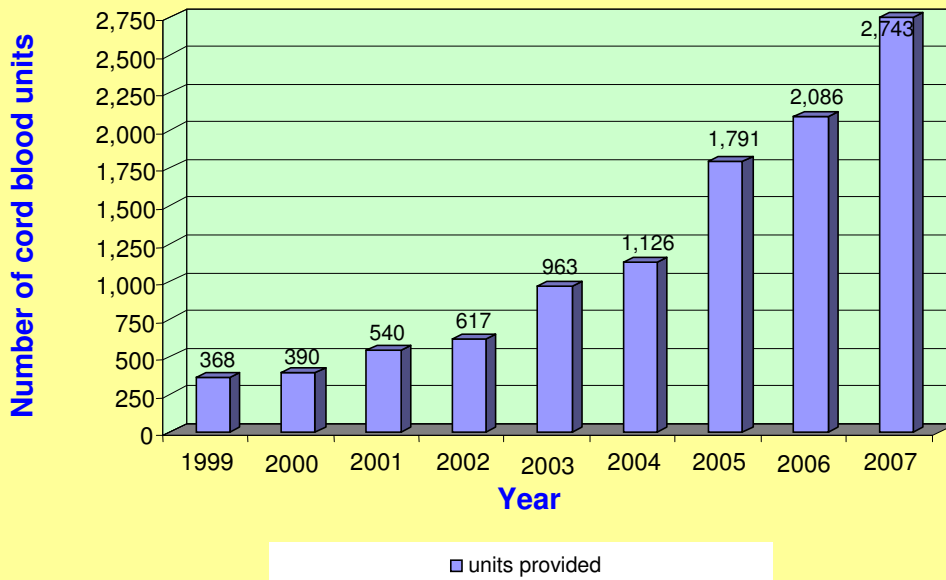
© WMDA 2007

Figure 2: Total Number of cord blood units available for transplantation



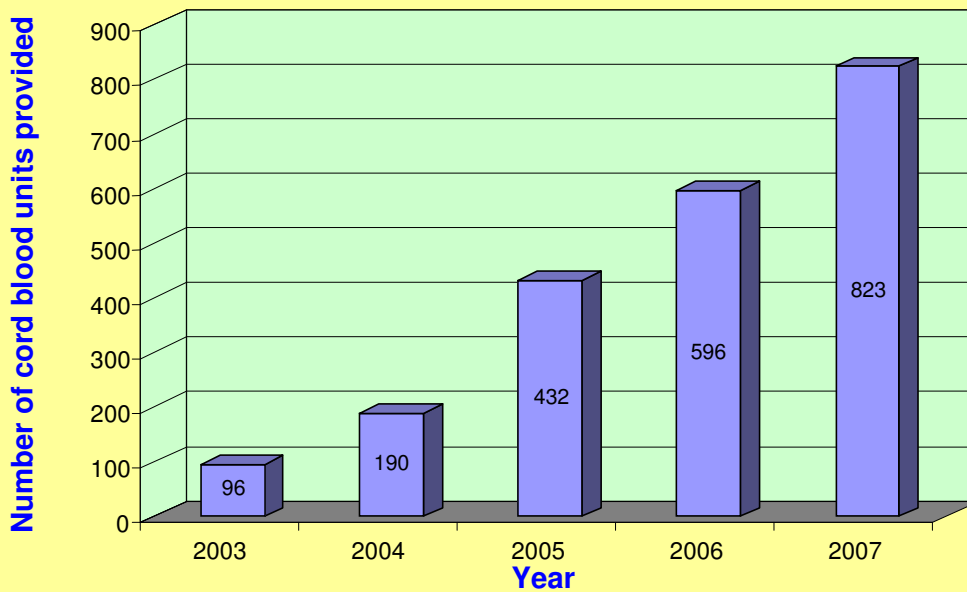
© WMDA 2007

Figure 3: Number of cord blood units provided for unrelated transplantation



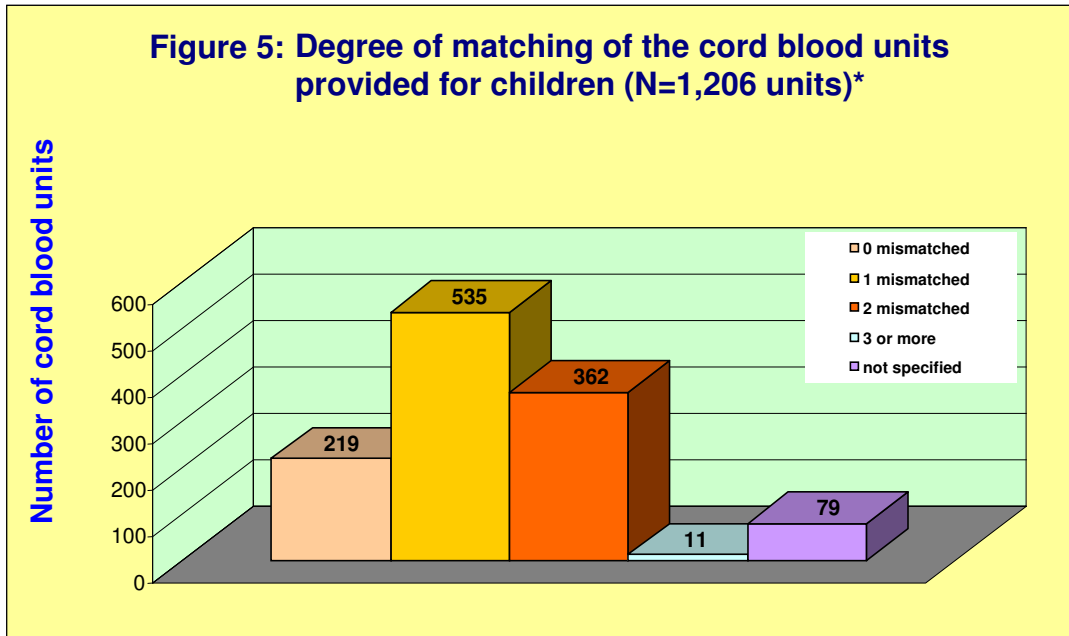
© WMDA 2007

Figure 4: Number of cord blood units provided for multicord transplantation

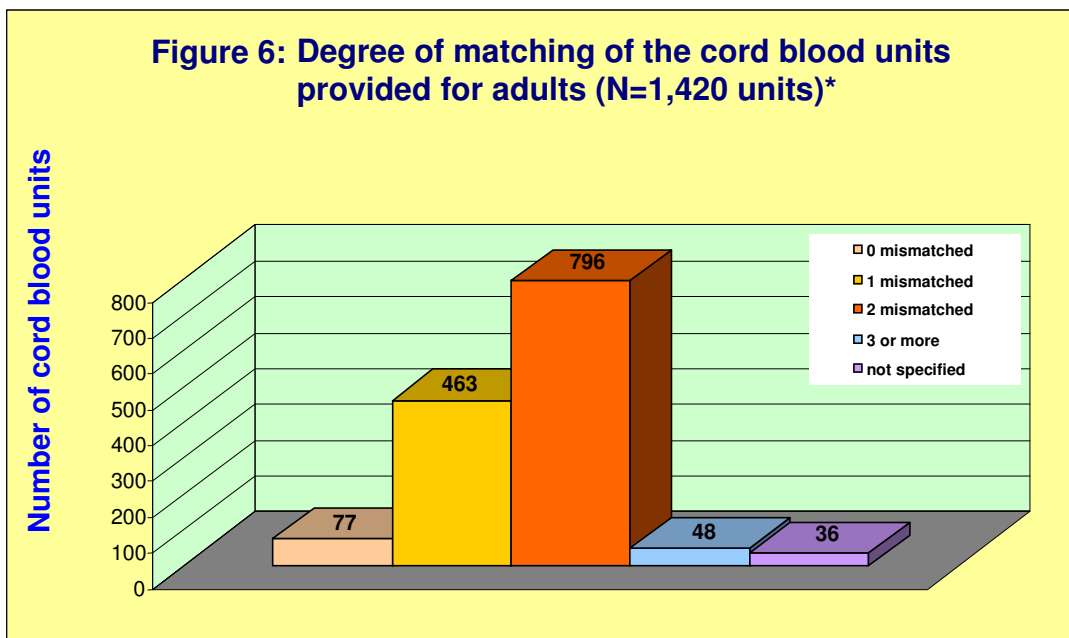


Remark: 2004: no information available of 29% of the units provided
 2005: no information available of 45% of the units provided
 2006: no information available of 41% of the units provided
 2007: no information available of 21% of the units provided

© WMDA 2007

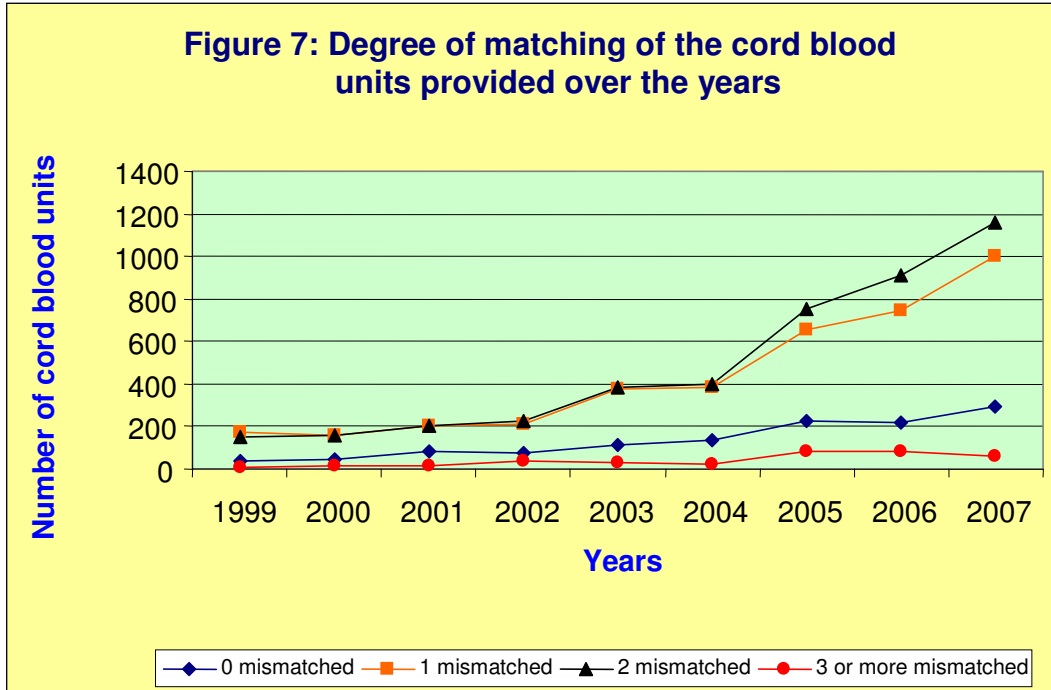


© WMDA 2007



© WMDA 2007

*From 117 cord blood units no information is available whether the unit has been used for child or adult patient



© WMDA 2007

Table 1: Comparison of the degree of matching of cord blood units provided over the years

Degree of matching	1999	2000	2001	2002	2003	2004	2005	2006	2007
0 mismatched	10.4%	12.1%	16.3%	14.2%	12.8%	14.2%	13.2%	11.2%	11.8%
1 mismatched	46.6%	41.8%	41.0%	38.3%	41.6%	41.1%	38.1%	38.0%	39.7%
2 mismatched	40.6%	41.8%	40.2%	40.6%	42.4%	42.0%	43.7%	46.5%	46.1%
3 or more	2.5%	4.2%	2.6%	6.8%	3.2%	2.7%	5.0%	4.2%	2.4%

Remark: units for which the degree of matching was not specified are excluded from this table

© WMDA 2007

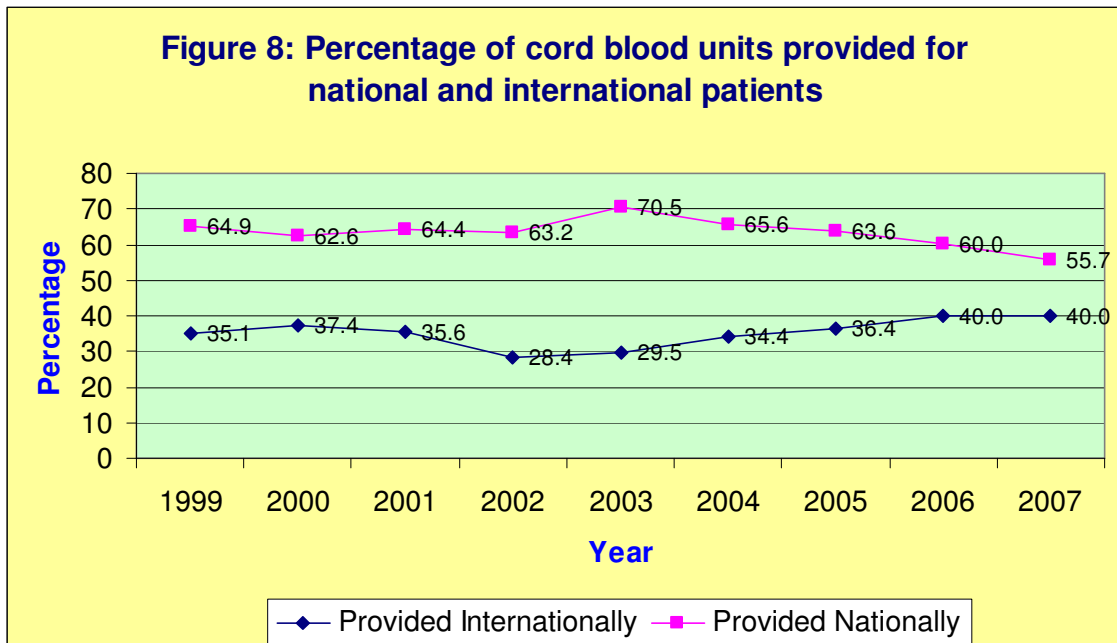


Table 2: Cord blood units provided for international and national patients

PATIENTS	YEAR	1999	2000	2001	2002	2003	2004	2005	2006	2007	TOTAL
INTERNATIONAL		129	146	192	175	284	387	652	829	1,098	3,892
NATIONAL		239	244	348	390	679	739	1,139	1,246	1,528	6,552
NOT SPECIFIED		0	0	0	52	0	0	0	0	117	169
TOTAL		368	390	540	617	963	1,126	1,791	2,075	2,743	10,613

© WMDA 2007

Figure 8: Percentage of cord blood units provided for national and international patients

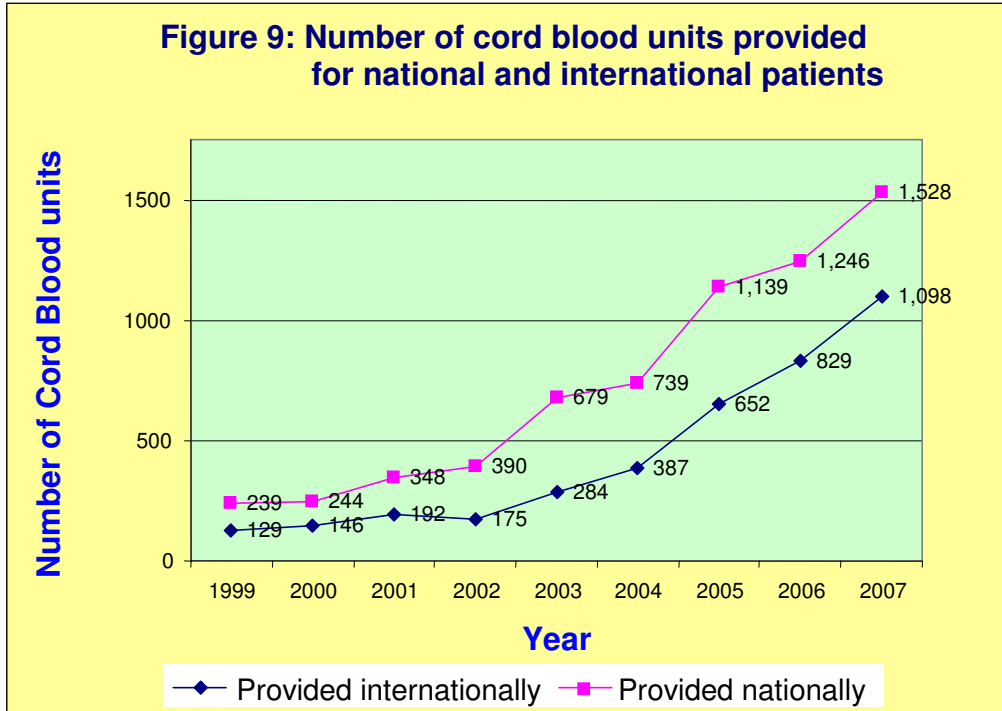


© WMDA 2007

Table 3: Cord blood units provided for transplantation by the continents

UNITS FROM	YEAR	1999	2000	2001	2002	2003	2004	2005	2006	2007	TOTAL
ASIA		2	37	85	86	139	194	346	286	318	1,493
AUSTRALIA		5	20	22	14	19	35	45	96	158	414
EUROPE		116	141	191	168	189	311	467	629	744	2,956
NORTH AMERICA		245	192	242	297	616	586	925	1,051	1,456	5,610
SOUTH AMERICA		0	0	0	0	0	0	8	12	67	87
AFRICA		0	0	0	0	0	0	0	0	0	0
NOT SPECIFIED		0	0	0	52	0	0	0	1	0	53
TOTAL		368	390	540	617	963	1,126	1,791	2,075	2,743	10,613

© WMDA 2007



© WMDA 2007

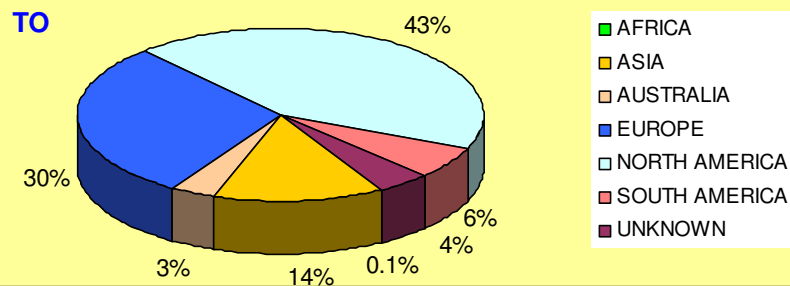


Table 5: Cord blood units provided to and by continents

TO	AFRICA	ASIA	AUSTRALIA	EUROPE	NORTH AMERICA	SOUTH AMERICA	UNKNOWN	TOTAL
FROM								
AFRICA	0	0	0	0	0	0	0	0
ASIA	0	304	2	4	8	0	0	318
AUSTRALIA	0	4	57	64	33	0	0	158
EUROPE	1	10	8	515	191	19	0	744
NORTH AMERICA	2	55	26	229	945	82	117	1,456
SOUTH AMERICA	0	0	0	0	0	67	0	67
TOTAL	3	373	93	812	1,177	168	117	2,743

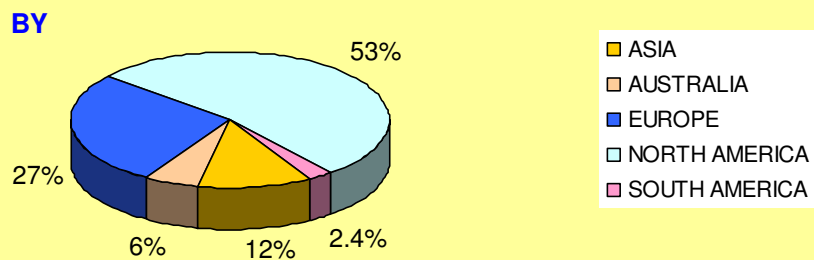
© WMDA 2007

Figure 10: Cord blood units provided to continents



© WMDA 2007

Figure 11: Cord blood units provided by continents



© WMDA 2007



Table 6: Percentage of cord blood units provided for transplantation in relation to the number of cord blood units present

COUNTRY	Cord blood units		%
	PROVIDED	AVAILABLE	
Mexico CNTS	37	974	3.799%
France	195	6,164	3.164%
Japan (Tokyo)	149	5,238	2.845%
Brazil	30	1,983	1.513%
USA-NMDP Network	882	72,950	1.209%
USA-New York	416	36,002	1.155%
Belgium	70	6,423	1.090%
Greece	5	530	0.943%
Australia	158	18,094	0.873%
Germany Duesseldorf	94	12,923	0.727%
Italy Cord Blood Network	103	16,402	0.628%
Switzerland	11	1,882	0.584%
Netherlands	20	3,505	0.571%
Israel Sheba	7	1,326	0.528%
Spain	152	28,801	0.528%
United Kingdom	43	9,102	0.472%
Korea KMDP	60	14,307	0.419%
USA-Michigan	9	2,318	0.388%
Germany	21	6,241	0.336%
Czech Republic	9	2,792	0.322%
China Shandong	16	6,048	0.265%
Belgium Leuven	19	7,582	0.251%
Taiwan BTCSCC/CBB	7	5,352	0.131%
USA-Gift of Life	1	772	0.130%
Taiwan Healthbanks	2	1,734	0.115%
USA-Celgene	4	4,079	0.098%
Finland	2	2,805	0.071%
USA-CRIR	6	10,636	0.056%
Korea Catholic	1	1,800	0.056%
Taiwan Babybanks	7	13,941	0.050%
Korea Seoul Cord Blood Bank	13	83,661	0.016%
Israel Hadassah	0	3,082	0.000%
Cyprus	0	502	0.000%
Thailand	0	322	0.000%
Poland Poltransplant	0	303	0.000%
Slovakia	0	216	0.000%
Argentina	0	166	0.000%
Austria	0	155	0.000%
Mexico BACECU	0	145	0.000%
Sweden	0	100	0.000%
Canada Victoria	0	45	0.000%
Poland	0	41	0.000%
Turkey	0	16	0.000%
TOTAL	2,549	391,460	0.651%

These Cord Blood Banks provide also units through a registry.

USA-Colorado*	57	5,606	1.017%
Taiwan Stemcyte*	50	10,061	0.497%
USA-St. Louis*	47	16,248	0.289%
Singapore*	6	2,218	0.271%
USA-Stemcyte	32	12,854	0.249%
USA-Elie Katz*	2	3,363	0.059%
TOTAL	194	50,350	0.385%

© WMDA 2007

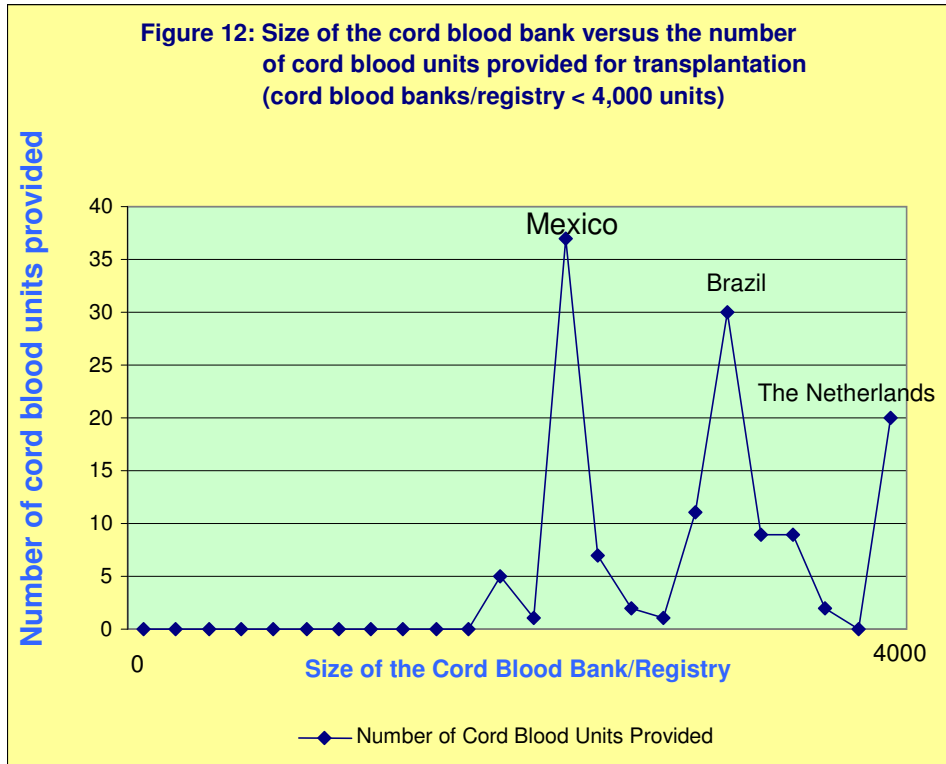


Table 7: Percentage of cord blood units exported in relation to the number of cord blood units present

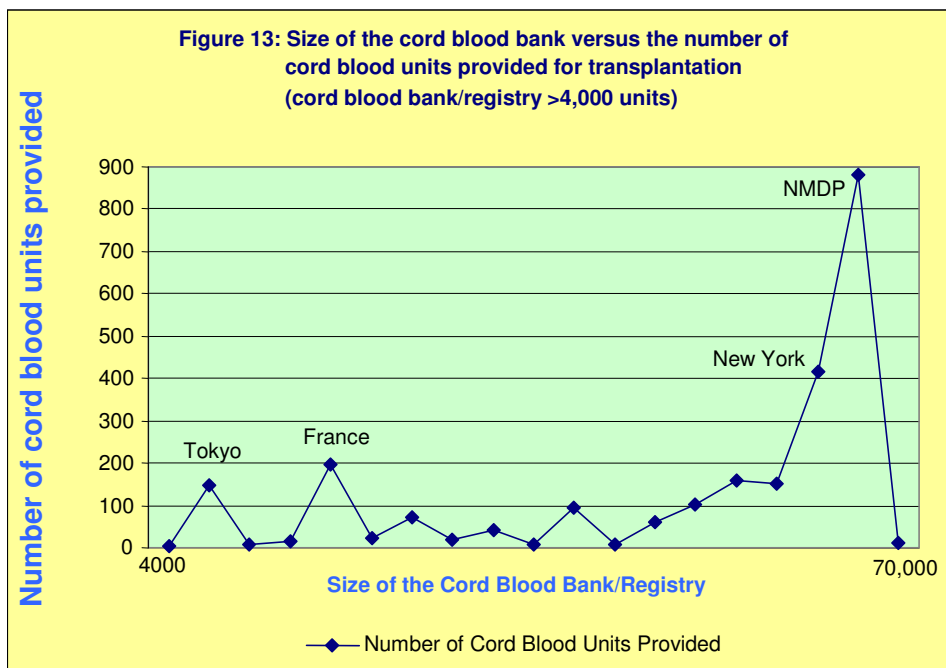
COUNTRY	Cord blood units		%
	PROVIDED	AVAILABLE	
France	76	6,164	1.233%
Belgium	66	6,423	1.028%
Germany Düsseldorf	92	12,923	0.712%
Australia	104	18,094	0.575%
Netherlands	20	3,505	0.571%
USA-New York	197	36,002	0.547%
Italy Cord Blood Bank Network	79	16,402	0.482%
Switzerland	9	1,882	0.478%
United Kingdom	35	9,102	0.385%
Spain	95	28,801	0.330%
Czech Republic	9	2,792	0.322%
Germany	20	6,241	0.320%
Mexico CNTS	3	974	0.308%
USA-NMMDP Network	189	72,950	0.259%
Belgium Leuven	18	7,582	0.237%
Israel Sheba	3	1,326	0.226%
USA Gift of Life	1	772	0.130%
USA-Michigan	3	2,318	0.129%
Taiwan BTCSCC/CBB	4	5,352	0.075%
USA Celgene	3	4,079	0.074%
Taiwan Healthbanks	1	1,734	0.058%
Finland	1	2,805	0.036%
Japan (Tokyo)	1	5,238	0.019%
Taiwan Bionet	1	13,941	0.007%
Korea Seoul	0	83,661	0.000%
Korea KMDP	0	14,307	0.000%
USA-CRIR	0	10,636	0.000%
China Shandong	0	6,048	0.000%
Israel Hadassah	0	3,082	0.000%
Brazil	0	1,983	0.000%
Korea Catholic	0	1,800	0.000%
Greece	0	530	0.000%
Cyprus	0	502	0.000%
Thailand	0	322	0.000%
Poland Poltransplant	0	303	0.000%
Slovakia	0	216	0.000%
Argentina	0	166	0.000%
Austria	0	155	0.000%
Mexico BACECU	0	145	0.000%
Sweden	0	100	0.000%
Canada Victoria	0	45	0.000%
Poland	0	41	0.000%
Turkey	0	16	0.000%
TOTAL	1,030	391,460	0.263%

These cord blood banks also provide through a registry.

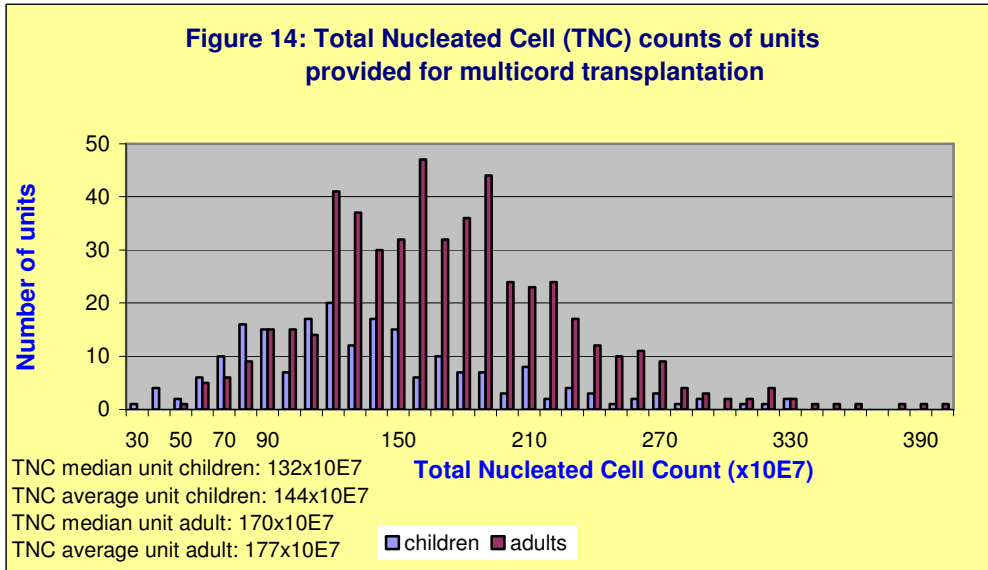
USA-Stemcyte*	24	12,854	0.187%
USA-Colorado*	19	5,606	0.339%
Taiwan Stemcyte*	23	10,061	0.229%
USA St. Louis*	2	16,248	0.012%
USA-Paramus*	0	3,363	0.000%
Singapore*	0	2,218	0.000%
TOTAL	68	50,350	0.135%



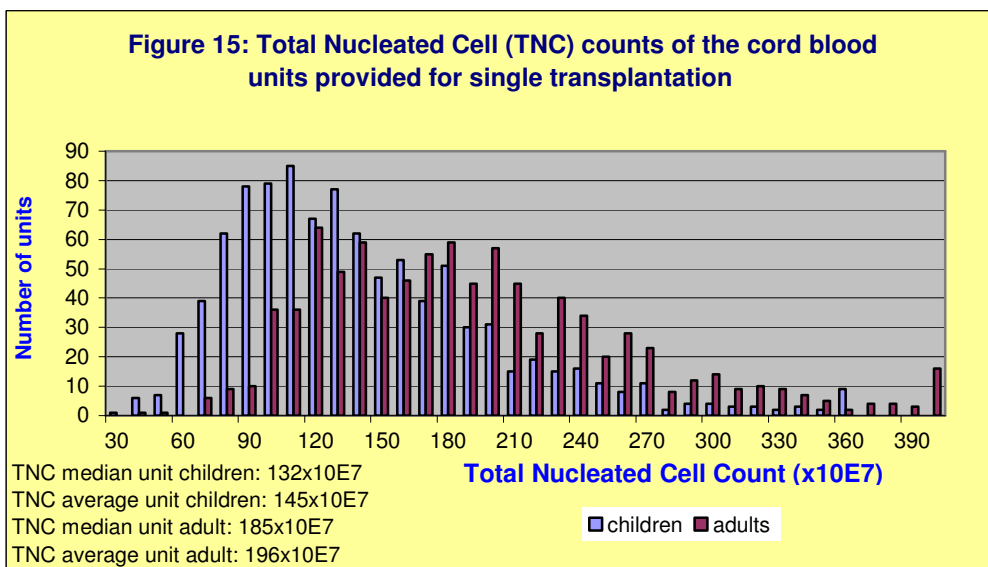
© WMDA 2007



© WMDA 2007



© WMDA 2007



© WMDA 2007



ANALYSIS OF ALL RESPONSES

REGISTRY STATISTICS ON DECEMBER 31st, 2007		
Total number of questionnaires sent		49
Total number of registries responding		49
Percentage of responses		100%
Total number of cord blood units available on January 1st, 2007	324,110	
Units added in 2007	74,293	
Units deleted in 2007	5,350	
Units used for transplantation in 2007	2,743	
Total number of cord blood units on December 31st, 2007		406,496
Cord blood units available on January 1st, 2007	324,110	=100%
Percentage of new units added in 2007		22.9%
Percentage of units deleted in 2007		-1.7%
Percentage of units used for transplantation in 2007		-0.85%
SEARCH REQUESTS DURING 2007		
Total number of searches for cord blood units	78,460	=100%
Number and percentage of searches for national patients	16,628	21.2%
Number and percentage of searches for international patients	61,832	78.8%
Number of DNA samples shipped on request to transplant centres		1,385
Number of DNA typings performed on request by transplant centres		4,885
CORD BLOOD UNITS PROVIDED FOR TRANSPLANTATION DURING 2007		
Total number of cord blood units provided	2,743	=100%
Number and percentage of units provided for national patients	1,528	55.7%
Number and percentage of units provided for international patients	1,098	40.0%
Number and percentage of units provided no information recorded	117	4.3%
Percentage of transplantations in relation to search request		3.4%
Percentage of transplantations in relation to the number of units available (average)		0.7%
Percentage of cord blood units used for transplantation in relation to DNA samples provided/HLA typed		43.7%
DEGREE OF MATCHING (A, B serological split level, DRB1 allele)		
Total number of cord blood units matched	2,743	=100%
0 antigen mismatched units	296	10.8%
1 antigen mismatched units	998	36.4%
2 antigens mismatched units	1,158	42.2%
3 or more antigens mismatched units	59	2.2%
Not specified	232	8.5%
CORD BLOOD UNITS PROVIDED		
Total number of units provided for adult patients (> 15 years old)	1,206	44.0%
children (≤15 years old)	1,420	51.7%
Unknown	117	4.3%
CANCELLATIONS DURING 2007		
Cancellations by cord blood registries/banks		168
Cancellations by transplant centres		331



APPENDIX 1

	Country	Name of Cord Blood Banks active in your Registry	Started since (year)	Inventory	Whole Blood units	Number of CBU reduced volume	accredited?
1	Argentina	Argentine National Cord Blood Bank	2007	166	0	166	No
2	Australia	Queensland Cord Blood Bank at the Mater	1998	3,179	0	3,179	TGA
3	Australia	Sydney Cord Blood Bank	1995	9,536	66	9,470	NetCord-FACT
4	Australia	BMDI Cord Blood Bank (Melbourne)	1996	5,379	0	5,379	NetCord-FACT
5	Austria	Austrian Cord Blood Registry	??	155	0	155	No
6	Belgium	Navelstrengbloedbank Rode Kruis-Vlaanderen	2001	1,400	0	1,400	No
7	Belgium	De Leuvense Navelstrengbloedbank	1997	7,582	484	7,098	Pending
8	Belgium	Banque de sang de cordon umbilical Liege	1994	1,951	843	1,108	NetCord-FACT
9	Belgium	Banque de sang de cordon Bruxelles (UCL)	1994	1,872	1,291	581	Belgium
10	Belgium	Banque de sang de cordon Bruxelles (ULB)	1994	1,523	1,294	298	Belgium
11	Brazil	Instituto Nacional de Cancer Rio de Janeiro	2002	881	0	881	No
12	Brazil	HIAE Sao Paulo	2004	1,102	0	1,102	No
13	Brazil	HC Campinas Sao Paulo	2007	NA	NA	NA	No
14	Brazil	HC Ribeirao Preto Sao Paulo	2007	NA	NA	NA	No
15	Canada	Alberta Cord Blood Bank	1997	1,153			No
16	Canada	Victoria Angel Registry of Hope	2005	45	NA	NA	AABB
17	China	Shan Dong Cord Blood Bank	NA	NA	NA	NA	NA
18	China	Beijing Cord Blood Bank	NA	NA	NA	NA	NA
19	China	ShangHai Cord Blood Bank	NA	NA	NA	NA	NA
20	China	GuangZhou cord blood bank.	NA	NA	NA	NA	NA
21	Croatia	Croatian Cord Blood Bank	2007	70	NA	NA	No
22	Cyprus	CYCORD (The Cyprus Rotary Cord Blood Registry)	2005	502			No
23	Czech Republic	Cord Blood Bank Czech Republic	1996	2,792	2,792	0	JCI
24	Finland	Finnish Cord Blood Bank	1998	2,825	0	2,825	NetCord-FACT
25	France	Besancon Cord Blood Bank	1999	3,009	1,433	1,576	NetCord-FACT
26	France	Bordeaux Cord Blood Bank	1999	1,897	987	910	Pending
27	France	Saint Louis Cord Blood Bank	1996	1,241	1,241	0	No
28	France	Marseille Cord Blood Bank	2003	17	17	0	No
29	Germany	Jose Carreras Stammzellbank Dusseldorf	1993	12,923	2,625	10,298	NetCord-FACT
30	Germany	Cord Blood Bank Mannheim	1997	1,636	12	1,624	Pending
31	Germany	DNS-BB Nabelschnurblutbank	2002	1,309	NA	NA	No
32	Germany	Cord Blood Bank Freiburg	1999	1,080	0	1,080	No
33	Germany	Bavarian Cord Blood Bank Munich	2000	2,216	0	2,216	Pending
34	Greece	Hellenic Cord Blood Bank	2004	530	0	530	No
35	Israel	Hadassah MDA Cord Blood Registry	2003	1,864	52	1,812	ISO 9001: 2000
36	Israel	Hadassah Cord Blood Registry	1996	309	0	309	No
37	Israel	Bedomaich Chayi	2006	1,060	93	967	No
38	Israel	Sheba Cord Blood Bank	2001	1,326	0	1,326	Pending
39	Italy	Milano Cord Blood Bank	1993	6,628	25%	75%	NetCord-FACT
40	Italy	Pavia Cord Blood Bank	1996	1,980	1,150	430	NetCord-FACT
41	Italy	Padova Cord Blood Bank	1997	1,236	1,236	0	ISO 9001
42	Italy	St. Eugenio Hospital Rome	1995	544	420	124	ISO 9001
43	Italy	Pescara Cord Blood Bank	2007	375	0	375	ISO 9001
44	Italy	Roma Centro	1994	629	NA	NA	ISO 9001
45	Italy	Torino Cord Blood Bank	1994	1,097	1,423	0	ISO 9001



	Country	Name of Cord Blood Banks active in your Registry	Started since	Inventory	Whole Blood units	Number of CBU reduced volume	accredited?
46	Italy	Firenze Cord Blood Bank	1996	937	17	920	ISO 9001
47	Italy	Liguria Cord Blood Bank Genova	2006	48	48	0	No
48	Italy	Treviso Cord blood Bank	2004	744	NA	NA	No
49	Italy	Unicatt Rome	NA	375	NA	NA	NA
50	Italy	Emilia Romagna Cord Blood Bank	2001	1,898	NO	100	Pending
51	Japan	Tokyo Cord Blood Bank	1997	5,218	0	5,218	ISO 9001
52	Korea	Medipost Cord Blood Bank	2000	7,866	0	7,866	No
53	Korea	Allcord Seoul Metropolitan Public Cord Blood Bank	2006	3,600	0	3,600	No
54	Korea	Cord Blood Bank iCord CHA Hospital	2003	2,283	0	2,283	Yes
55	Korea	Samsung Cord Blood Bank	1997	99	0	99	No
56	Korea	Busan Keung Nam Cord Blood Bank	2000	232	0	232	Yes
57	Korea	Yeungnam University Hospital Cord Blood Bank	2003	11	0	11	No
58	Korea	Green Cross Life Line	2003	216	0	216	No
59	Korea	Catholic Hematopoietic Stem Cell Bank	2004	1,800	NA	NA	No
60	Korea	Seoul Cord Blood Bank	2002	83,661		83,661	Asiacord
61	Mexico	Bacecu Mexican Altruistic Cord Blood Bank	2002	145	46	99	National Gov.
62	Mexico	CNTS	NA	NA	NA	NA	NA
63	Netherlands	Cord Blood Bank Leiden	1994	2,292	NAV	NAV	Pending
64	Netherlands	Cord Blood Bank Nijmegen	1996	872	NAV	NAV	No
65	Poland	Institute of Haematology and Transfusion Medicine	1998	41	41	0	No
66	Poland	Jose Carreras Memorial Cord Blood Bank	2000	132	0	132	No
67	Poland	Hematopoietic Progenitor Cel Processing Facility	1999	171	0	171	Yes
68	Singapore	Singapore Cord Blood Bank	2005	2,218	NAV	NAV	No
69	Slovakia	Eurocord Slovakia	1998	216	216	0	No
70	Spain	Barcelona Cord Blood Bank	1997	7,715	NAV	NAV	Netcord-FACT
71	Spain	Banco Cordon CTS Malaga	1997	8,686	NAV	NAV	Pending
72	Spain	Banco Cordon CTS Madrid	1998	4,805	NAV	NAV	No
73	Spain	Banco Cordon CTS Galicia	1998	4,879	NAV	NAV	Pending
74	Spain	Banco Cordon CTS Valencia	1999	2,271	NAV	NAV	No
75	Spain	Banco Cordon Hosp. Univ. Canarias	1999	445	NAV	NAV	No
76	Sweden	Swedish National Cord Blood Bank "SWEDCORD"	2006	100	0	100	No
77	Switzerland	Cord Blood Bank Basel	1998	1,211	0	1,211	Swiss GLP
78	Switzerland	Cord Blood Bank Geneva	2000	671	0	671	ISO 9001: 2000
79	Taiwan	Tzu Chi Registry	1998	5,352	NAV	NAV	National Gov.
80	Taiwan	Taiwan Taipei Cord (TPCB)	1999	13,941	0	13,941	AABB, COLA
81	Taiwan	Stemcyte	2003	10,061	NA	NA	AABB
82	Taiwan	Healthbanks Cord Blood Center	2004	1,734	NAV	NAV	AABB/ISO/ASHI
83	Thailand	Thai National Cord Blood Bank	2002	322	0	322	No
84	Turkey	Ankara Cord Blood Bank	1998	16	NAV	NAV	No
85	United Kingdom	London Cord Blood Bank	1996	8,864	0	0	NetCord-FACT
86	USA	Celgene Cord Blood Bank	2004	4,079	0	4,079	AABB, ISO
87	USA	Michigan Community Blood Centers' Cord Blood Bank	1999	2,318	0	2,318	AABB
88	USA	University of Colorado Cord Blood Bank	1996	5,606	0	5,606	AABB
89	USA	Cryobanks International Inc.	2000	9,544	0	9,544	AABB
90	USA	The Elie Katz Umbilical Cord Blood Program	1996	3,363	0	3,363	No



	Country	Name of Cord Blood Banks active in your Registry	Started	Inventory	Whole Blood	Number of CBU	accredited?
			since		units	reduced volume	
91	USA	New York Blood Center National Cord Blood Program	1993	36,002	1,585	34,317	NetCord-FACT
92	USA	Ashley Ross Cord Blood Program	1999	2,239	0	2,239	AABB
93	USA	Bonfils Cord Blood Services	1998	2,133	0	2,133	AABB
94	USA	Carolinas Cord Blood Bank	2001	11,322	0	11,322	FACT
95	USA	Cord:USE Orlando	NA	1,491	0	1,491	No
96	USA	Children Hospital of Orange County Cord Blood Bank	1999	2,129	0	2,129	No
97	USA	Coriell - New Jersey Cord Blood Bank			0		AABB
98	USA	Gift of Life Bone Marrow Foundation	2005	772	0	772	AABB
99	USA	ITxM Cord Blood Service	1998	3,589	0	3,589	AABB
100	USA	J.P. McCarthy Cord Stem Cell Bank	2001	1,198	0	1,198	No
101	USA	LifeCord	1997	2,395	0	2,395	AABB/FACT
102	USA	M.D. Anderson Cord Blood Bank	NA	2,868	0	2,868	FACT
103	USA	CBS: New Jersey Cord Blood Bank	2004	1,824	0	1,824	AABB
104	USA	Puget Sound Blood Center	1998	1,547	0	1,547	AABB
105	USA	St. Louis Cord Blood Bank	1996	16,248	0	16,248	AABB
106	USA	StemCyte International Cord Blood Center	2001	12,854	0	803	AABB/FACT
107	USA	Texas Cord Blood Bank	2005	1,302	0	1,302	AABB



This annual report is sponsored by:



Acknowledgement:
WMDA Office would like to thank the cord blood registries and cord blood banks for providing their data.